















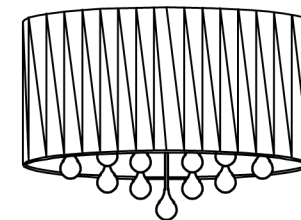
K-FAB
SCANDINAVIA

Assembly instruction

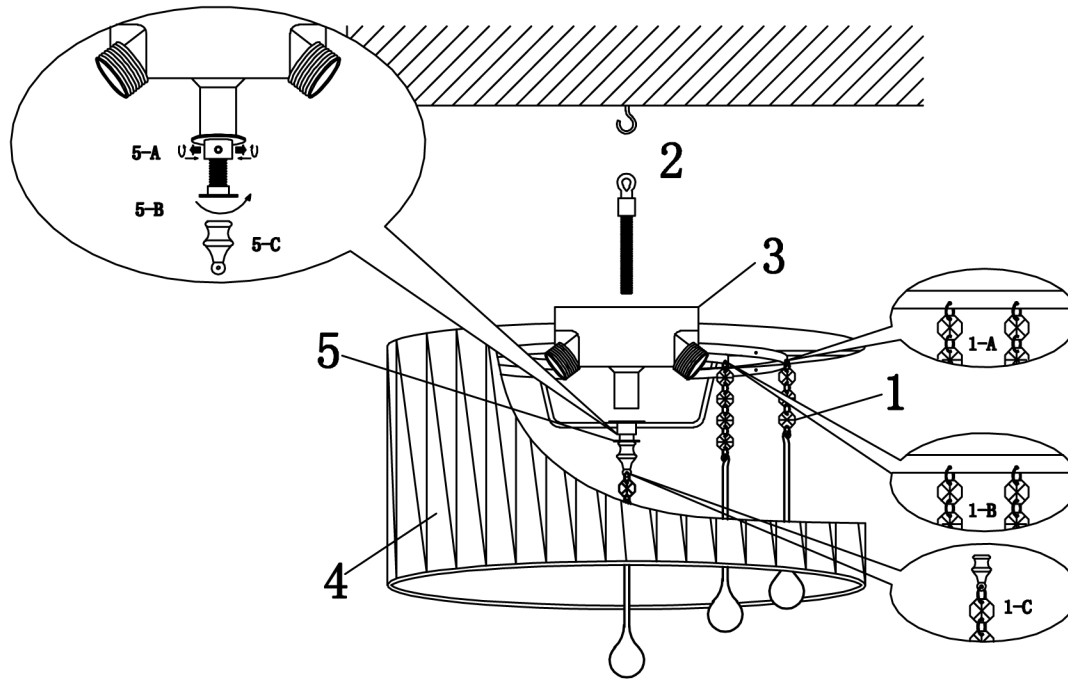
1-A  ×12	1-B  ×6	1-C  ×1
2  ×1	3  ×3	4  ×1
5-B  ×1	5-A  ×3	5-C  ×1

Replacement part

 ×1	 ×1	 ×1
--	--	--



MAX
40W × 3



www.k-fab.eu