



79503



79504



79508




79502

TINGELING

Item Number	Shade Color-Material	Body Color-Material	Product (cm)	Max W	IP Class	Class I/II	Exp Ctn (cm)	N.W (kg/pc)	Pcs Ctn	Pc/m3	Pcs/40'
79502	purple-plastic	chrome-metal	D20xH34	1xE27 60W	IP20	Class II	56x36x25	0.48	10	0.005	11200
79503	pink-plastic	chrome-metal	D26xH32	1xE27 60W	IP20	Class II	56x36x30	0.48	10	0.006	9333
79504	purple-plastic	chrome-metal	D22xH34	1xE27 60W	IP20	Class II	56x36x25	0.48	10	0.005	11200
79508	white-plastic	chrome-metal	D22xH34	1xE27 60W	IP20	Class II	56x36x25	0.48	10	0.005	11200

Note: electric part without canopy



K-FAB
SCANDINAVIA



79501



79506




79507



79505

TINGELING

Item Number	Shade Color-Material	Body Color-Material	Product (cm)	Max W	IP Class	Class I/II	Exp Ctn (cm)	N.W (kg/pc)	Pcs Ctn	Pc/m3	Pcs/40'
79501	silver-plastic	chrome-metal	D26xH55	1xE27 60W	IP20	Class II	56x36x30	0.48	10	0.006	9333
79505	purple-plastic	chrome-metal	D26xH43	1xE27 60W	IP20	Class II	56x36x30	0.48	10	0.006	9333
79506	gold-plastic	chrome-metal	D22xH47	1xE27 60W	IP20	Class II	56x36x25	0.48	10	0.005	11200
79507	black-plastic	chrome-metal	D26xH55	1xE27 60W	IP20	Class II	56x36x30	0.48	10	0.006	9333
Note:	electric part without canopy										



K-FAB
SCANDINAVIA



79513



79514



79518



79512

TINGELING

Item Number	Shade Color-Material	Body Color-Material	Product (cm)	Max W	IP Class	Class I/II	Exp Ctn (cm)	N.W (kg/pc)	Pcs Ctn	Pc/m3	Pcs/40'
79512	purple-plastic	chrome-metal	D20xH34	1xE27 60W	IP20	Class II	56x36x25	0.48	10	0.005	11200
79513	pink-plastic	chrome-metal	D26xH32	1xE27 60W	IP20	Class II	56x36x30	0.48	10	0.006	9333
79514	purple-plastic	chrome-metal	D22xH34	1xE27 60W	IP20	Class II	56x36x25	0.48	10	0.005	11200
79518	white-plastic	chrome-metal	D22xH34	1xE27 60W	IP20	Class II	56x36x25	0.48	10	0.005	11200

Note: with metal chain, electric part without canopy



K-FAB
SCANDINAVIA



79511



79516



79517



79515

TINGELING

Item Number	Shade Color-Material	Body Color-Material	Product (cm)	Max W	IP Class	Class I/II	Exp Ctn (cm)	N.W (kg/pc)	Pcs Ctn	Pc/m3	Pcs/40'
79511	silver-plastic	chrome-metal	D26xH55	1xE27 60W	IP20	Class II	56x36x30	0.48	10	0.006	9333
79515	purple-plastic	chrome-metal	D26xH43	1xE27 60W	IP20	Class II	56x36x30	0.48	10	0.006	9333
79516	gold-plastic	chrome-metal	D22xH47	1xE27 60W	IP20	Class II	56x36x25	0.48	10	0.005	11200
79517	black-plastic	chrome-metal	D26xH55	1xE27 60W	IP20	Class II	56x36x30	0.48	10	0.006	9333
Note:	with metal chain, electric part without canopy										



K-FAB
SCANDINAVIA



79003



79004




79009



79002

TINGELING

Item Number	Shade Color-Material	Body Color-Material	Product (cm)	Max W	IP Class	Class I/II	Exp Ctn (cm)	N.W (kg/pc)	Pcs Ctn	Pc/m3	Pcs/40'
79002	purple-plastic	chrome-metal	D20xH34	1xE27 60W	IP20	Class II	56x36x25	0.48	10	0.005	11200
79003	pink-plastic	chrome-metal	D26xH32	1xE27 60W	IP20	Class II	56x36x30	0.48	10	0.006	9333
79004	purple-plastic	chrome-metal	D22xH34	1xE27 60W	IP20	Class II	56x36x25	0.48	10	0.005	11200
79009	white-plastic	chrome-metal	D22xH34	1xE27 60W	IP20	Class II	56x36x25	0.48	10	0.005	11200
Note:	without electric part										



K-FAB
SCANDINAVIA



79001



79006



79008



79005

TINGELING

Item Number	Shade Color-Material	Body Color-Material	Product (cm)	Max W	IP Class	Class I/II	Exp Ctn (cm)	N.W (kg/pc)	Pcs Ctn	Pc/m3	Pcs/40'
79001	silver-plastic	chrome-metal	D26xH55	1xE27 60W	IP20	Class II	56x36x30	0.48	10	0.006	9333
79005	purple-plastic	chrome-metal	D26xH43	1xE27 60W	IP20	Class II	56x36x30	0.48	10	0.006	9333
79006	gold-plastic	chrome-metal	D22xH47	1xE27 60W	IP20	Class II	56x36x25	0.48	10	0.005	11200
79008	black-plastic	chrome-metal	D26xH55	1xE27 60W	IP20	Class II	56x36x30	0.48	10	0.006	9333
Note:	without electric part										