

K-FAB

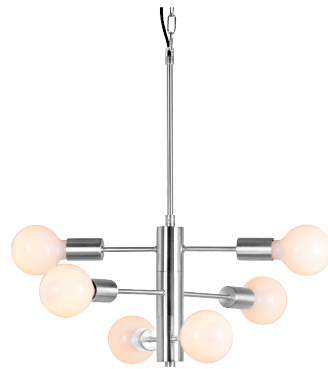
SCANDINAVIA



67216



67217



67478

TAMPA


Item Number	Shade Color-Material	Body Color-Material	Product (cm)	Max W	Energy Class	IP Class	Class I/II	Pcs Ctn	Pc/m3	Pcs/40'	
67216	black-metal	black-metal	D52xH59	6xE27 40W	A-E	IP20	Class I	4	0.025	2240	<p>This luminaire is compatible with bulbs of the energy classes:</p>
67217	PBST-metal	PBST-metal	D52xH59	6xE27 40W	A-E	IP20	Class I	4	0.025	2240	
67478	nickel satin-metal	nickel satin-metal	D52xH59	6xE27 40W	A-E	IP20	Class I	4	0.025	2240	
Note:	Without bulb										
	Standard cable										
	PBST = polish brass satin										

This luminaire is compatible with bulbs of the energy classes:

 874/2012

K-FAB

SCANDINAVIA



58952



5909400




5909500



TAMPA


Item Number	Shade Color-Material	Body Color-Material	Product (cm)	Max W	Energy Class	IP Class	Class I/II	Pcs Ctn	Pc/m3	Pcs/40'
58952	PBST-metal	PBST-metal	D52xH30	6xE27 40W	A-E	IP20	Class I	4	0.033	1696
5909400	black-metal	black-metal	D52xH24	4xE27 40W	A-E	IP20	Class I	4	0.031	1806
5909500	Nickel satin-metal	Nickel satin-metal	D52xH24	4xE27 40W	A-E	IP20	Class I	4	0.031	1806

Note:	Without bulb
	Standard cable
	PBST = polish brass satin



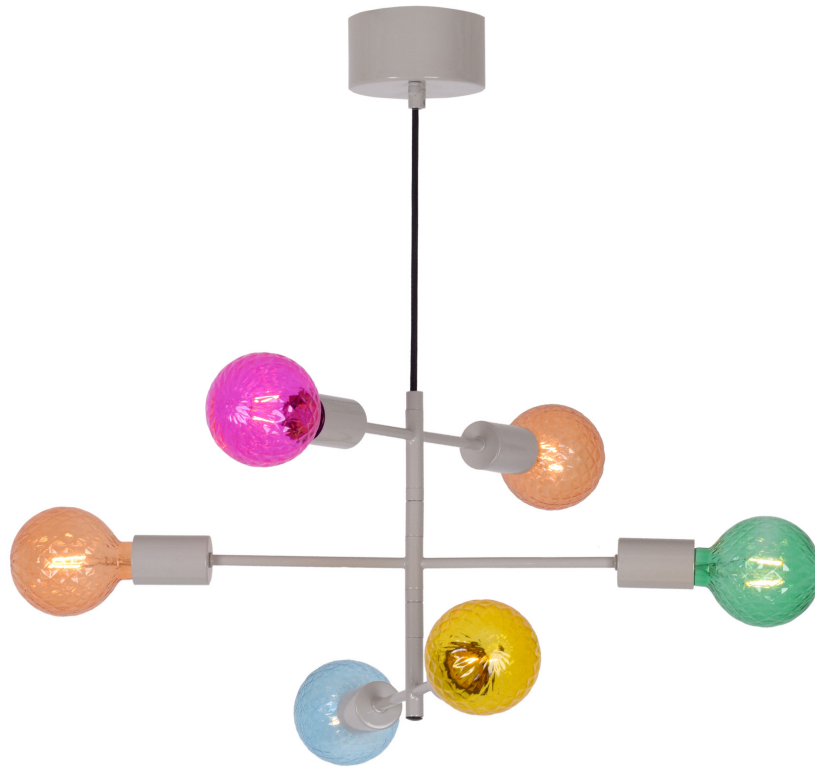
This luminaire is compatible with bulbs of the energy classes:

874/2012 

K-FAB

SCANDINAVIA



6802400

TAMPA

Item Number	Shade Color-Material	Body Color-Material	Product (cm)	Max W	Energy Class	IP Class	Class I/II	Pcs Ctn	Pc/m3	Pcs/40'	
6802400	grey-metal	grey-metal	L47.5xW6xH28	6xE27 25W	A-E	IP20	Class I	4	0.013	4308	
Note:	Without bulb										
	Black/white textile cable										

K-FAB

This luminaire is compatible with bulbs of the energy classes:

A++
A+
A
B
C
D
E

874/2012