



K-FAB
SCANDINAVIA



66262




66270

EDLYN

| Item Number | Shade Color-Material | Body Color-Material | Product (cm) | Max W | Energy Class | IP Class | Class I/II | Exp Ctn(cm) | N.W (kg/pc) | Pcs Ctn | Pc/ m3 | Pcs/40' |
|-------------|----------------------|---------------------|--------------|-----------|--------------|----------|------------|-------------|-------------|---------|--------|---------|
| 66262 | | black-metal | D29xH24 | 1xE27 60W | A-E | IP20 | Class II | 64x34x47 | 0.9 | 6 | 0.017 | 3294 |
| 66270 | | black-metal | D28xH13 | 1xE27 60W | A-E | IP20 | Class II | 58x30x41 | 0.8 | 6 | 0.012 | 4709 |
| | | | | | | | | | | | | |
| | | | | | | | | | | | | |
| | | | | | | | | | | | | |

Note:



K-FAB
SCANDINAVIA



66268




66269

EDLYN

| Item Number | Shade Color-Material | Body Color-Material | Product (cm) | Max W | Energy Class | IP Class | Class I/II | Exp Ctn(cm) | N.W (kg/pc) | Pcs Ctn | Pc/ m3 | Pcs/40' |
|-------------|----------------------|---------------------|--------------|-----------|--------------|----------|------------|-------------|-------------|---------|--------|---------|
| 66268 | | black-metal | D34xH17 | 1xE27 60W | A-E | IP20 | Class II | 38x38x57 | 0.9 | 4 | 0.021 | 2731 |
| 66269 | | black-metal | D26xH16 | 1xE27 60W | A-E | IP20 | Class II | 56x30x42 | 0.7 | 6 | 0.012 | 4761 |
| | | | | | | | | | | | | |
| | | | | | | | | | | | | |
| | | | | | | | | | | | | |

Note:



K-FAB
SCANDINAVIA



66271



66272




66273

EDLYN

| Item Number | Shade Color-Material | Body Color-Material | Product (cm) | Max W | Energy Class | IP Class | Class I/II | Exp Ctn(cm) | N.W (kg/pc) | Pcs Ctn | Pc/ m3 | Pcs/40' |
|-------------|----------------------|---------------------|--------------|-----------|--------------|----------|------------|-------------|-------------|---------|--------|---------|
| 66271 | | black-metal | D30xH22 | 1xE27 60W | A-E | IP20 | Class II | 64x33x42 | 1 | 6 | 0.015 | 3788 |
| 66272 | | black-metal | D26xH20 | 1xE27 60W | A-E | IP20 | Class II | 56x30x38 | 0.8 | 6 | 0.011 | 5263 |
| 66273 | | black-metal | D22xH18 | 1xE27 60W | A-E | IP20 | Class II | 50x50x38 | 0.6 | 12 | 0.008 | 7000 |
| | | | | | | | | | | | | |
| | | | | | | | | | | | | |
| | | | | | | | | | | | | |

Note:



K-FAB
SCANDINAVIA



66263



66264



66265



66267



66266

EDLYN

| Item Number | Shade Color-Material | Body Color-Material | Product (cm) | Max W | Energy Class | IP Class | Class I/II | Exp Ctn(cm) | N.W (kg/pc) | Pcs Ctn | Pc/ m3 | Pcs/40' |
|-------------|----------------------|---------------------|--------------|-----------|--------------|----------|------------|-------------|-------------|---------|--------|---------|
| 66263 | | black-metal | D36xH18 | 1xE27 60W | A-E | IP20 | Class II | 40x40x62 | 0.9 | 4 | 0.025 | 2258 |
| 66264 | | black-metal | D32xH15 | 1xE27 60W | A-E | IP20 | Class II | 36x36x52 | 0.8 | 4 | 0.017 | 3333 |
| 66265 | | black-metal | D34xH16 | 1xE27 60W | A-E | IP20 | Class II | 38x38x52 | 0.8 | 4 | 0.019 | 2994 |
| 66266 | | black-metal | D26xH14 | 1xE27 60W | A-E | IP20 | Class II | 58x30x38 | 0.6 | 6 | 0.011 | 5090 |
| 66267 | | black-metal | D22xH14 | 1xE27 60W | A-E | IP20 | Class II | 50x26x38 | 0.6 | 6 | 0.008 | 6804 |
| | | | | | | | | | | | | |

Note: