



K-FAB
SCANDINAVIA



66287




66288

CALHOUN

Item Number	Shade Color-Material	Body Color-Material	Product (cm)	Max W	Energy Class	IP Class	Class I/II	Exp Ctn(cm)	N.W (kg/pc)	Pcs Ctn	Pc/ m3	Pcs/40'
66287		copper-metal	D29xH19	1xE27 60W	A-E	IP20	Class II	62x32x32	0.8	4	0.016	3500
66288		copper-metal	D29xH27	1xE27 60W	A-E	IP20	Class II	62x32x50	0.8	4	0.025	2240

Note:



K-FAB
SCANDINAVIA



66289




66290

CALHOUN

Item Number	Shade Color-Material	Body Color-Material	Product (cm)	Max W	Energy Class	IP Class	Class I/II	Exp Ctn(cm)	N.W (kg/pc)	Pcs Ctn	Pc/ m3	Pcs/40'
66289		copper-metal	D30xH16	1xE27 60W	A-E	IP20	Class II	64x33x40	0.8	4	0.021	2731
66290		copper-metal	D30xH13	1xE27 60W	A-E	IP20	Class II	64x33x47	0.7	6	0.017	3294

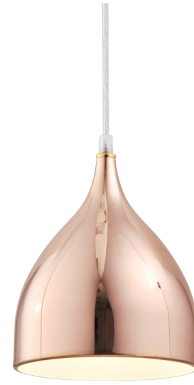
Note:



K-FAB
SCANDINAVIA



66292




66291

CALHOUN

Item Number	Shade Color-Material	Body Color-Material	Product (cm)	Max W	Energy Class	IP Class	Class I/II	Exp Ctn(cm)	N.W (kg/pc)	Pcs Ctn	Pc/ m3	Pcs/40'
66291		copper-metal	D17xH22	1xE14 40W	A-E	IP20	Class II	56x38x26	0.7	6	0.009	6086
66292		copper-metal	D20xH46	1xE14 40W	A-E	IP20	Class II	65x44x50	0.7	6	0.024	2333

Note:



K-FAB
SCANDINAVIA



66283



66284



66285

CALHOUN

Item Number	Shade Color-Material	Body Color-Material	Product (cm)	Max W	Energy Class	IP Class	Class I/II	Exp Ctn(cm)	N.W (kg/pc)	Pcs Ctn	Pc/ m3	Pcs/40'
66283		copper-metal	D30xH22	1xE27 60W	A-E	IP20	Class II	64x33x42	1	6	0.015	3788
66284		copper-metal	D26xH20	1xE27 60W	A-E	IP20	Class II	56x30x38	0.8	6	0.011	5263
66285		copper-metal	D22xH18	1xE27 60W	A-E	IP20	Class II	50x50x38	0.6	12	0.008	7000

Note:



K-FAB
SCANDINAVIA



66278



66279



66280



66282



66281

CALHOUN

Item Number	Shade Color-Material	Body Color-Material	Product (cm)	Max W	Energy Class	IP Class	Class I/II	Exp Ctn(cm)	N.W (kg/pc)	Pcs Ctn	Pc/ m3	Pcs/40'
66278		copper-metal	D36xH18	1xE27 60W	A-E	IP20	Class II	40x40x62	0.9	4	0.025	2258
66279		copper-metal	D32xH15	1xE27 60W	A-E	IP20	Class II	36x36x52	0.8	4	0.017	3333
66280		copper-metal	D34xH16	1xE27 60W	A-E	IP20	Class II	38x38x52	0.8	4	0.019	2994
66281		copper-metal	D26xH14	1xE27 60W	A-E	IP20	Class II	58x30x38	0.6	6	0.011	5090
66282		copper-metal	D22xH14	1xE27 60W	A-E	IP20	Class II	50x26x38	0.6	6	0.008	6804

Note: